

PURE IPHONE

Applicable for iOS 12 (and up)

Up do date, there is only one way to confidently and securely prevent an iPhone from accessing pornography. The reason is an iPhone has so many ways it can access the internet and there is not one app that can filter it all. Therefore we must use a native iPhone function. It's called whitelisting. This method is very limiting on a person's ability to browse the internet. A person has to decide which is more valuable: free access to the internet or a pure phone. This last statement is not said to produce guilt resulting in whitelisting, it is a statement of reality: the only way to make an iPhone pure is to whitelist.

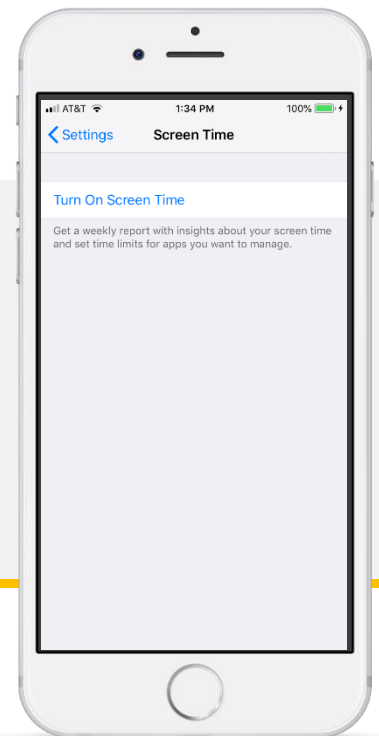
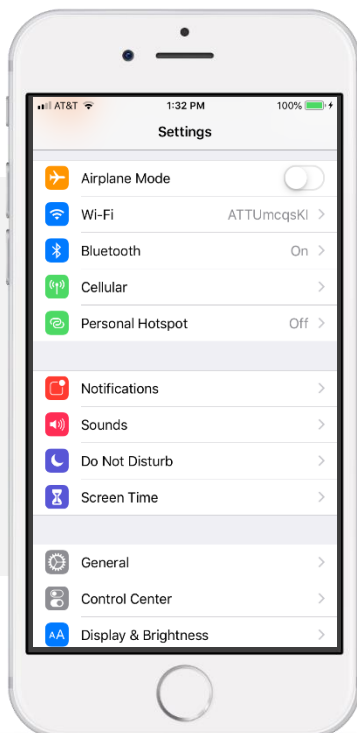
WHITELISTING:

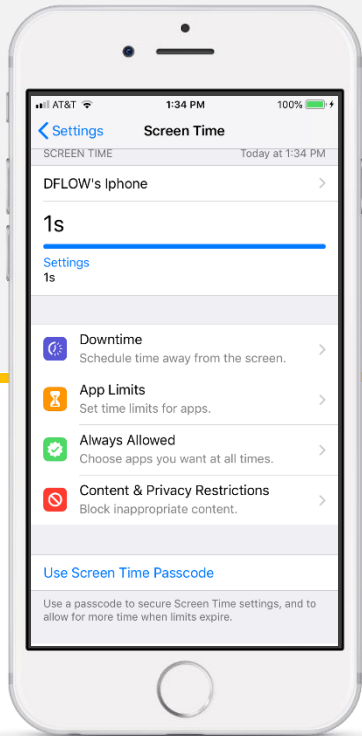
This means only the internet sites you manually list can be accessed by your phone. This through a browser or by an app. Blacklisting means your phone cannot visit internet sites you manually list. The problem with Blacklisting is there are many variations of the same site. Example: www.youtube.com & m.youtube.com are two different sites.

HOW TO WHITELIST:

1. Go to "Settings"
Then "Screen Time"

2. Click "Turn on Screen Time"






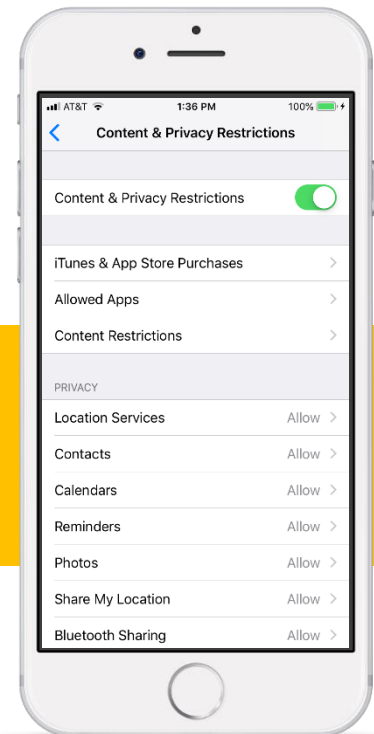
3. Scroll down and “Use Screen Time Passcode”

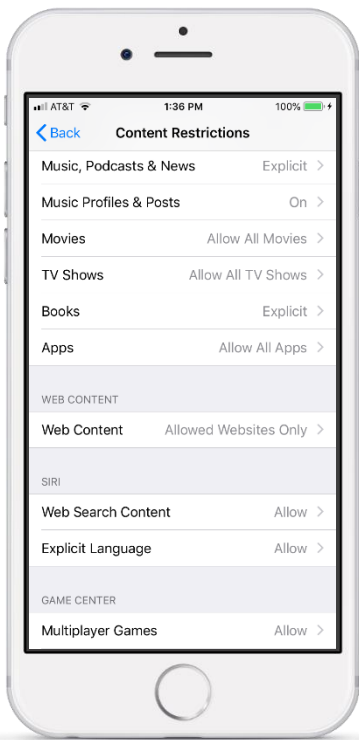
You will have to put a 4 digit code in. Your accountability partner will need to make a 4 digit code. **Make sure he or she remembers this code! It is very difficult to get a phone unlocked if you forget a screen time passcode. Apple is very strict about this.

4. Now go to: “Content & Privacy Restrictions”



5. Then “Content Restrictions”

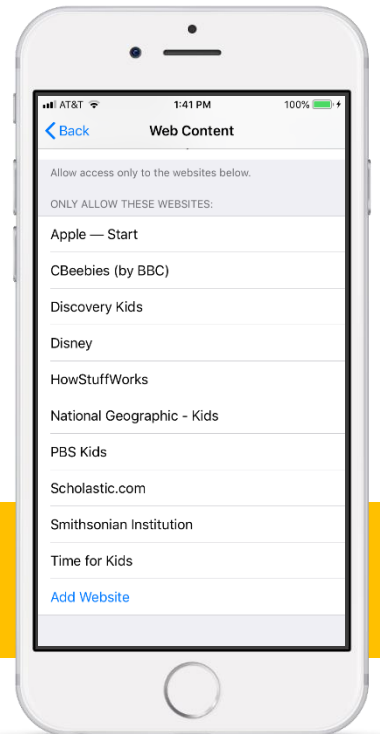




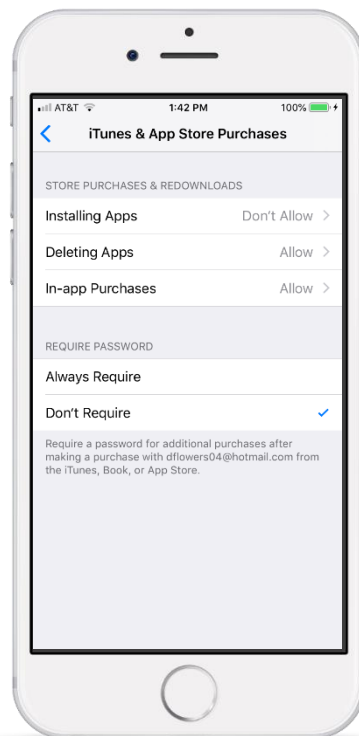
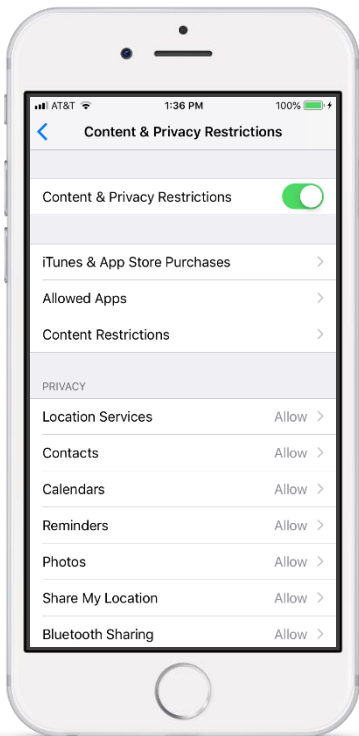
6. Then “Web Content” and “Allowed Websites Only”



7. Scroll down and click on “Add Website” Only the websites you add here will be accessible to your phone.



Also...make sure to disable Downloading Apps Under “Content & Privacy Restrictions”



8. Click on “iTunes & App Store Purchases”

9. Click “Installing Apps” Select “Don’t Allow”

CONGRATS! YOU ARE NOW WHITELISTED!

AS YOU GO...

NEARBY ACCOUNTABILITY PERSON:

You will need your person to put in the code often as you fine tune what websites you allow on your whitelist. Also you will need the person to let your apps update. B/c you have Installing Apps disabled, apps won't update on their own. Guesswork: You can't guess the passcode. Every time you enter the code in incorrectly, it keeps up with it. And increases in time. The 5th time you mess up, it may say.."try again in an hour", a sixth time.."try again in 5 hours" and so on.

OTHER APPS:

Other apps are still allowed to do what they do. So if you have the YouTube app, it can still watch YouTube videos. Whitelisting prevents you from using Google Drive to access a web browser to access pornography. Overall, this is good! B/c now you can use the ESPN app to just watch sports and Safari to browse the internet.